

VINTAGE



PURE AESTHETICS



UNIVERSAL FLUORESCENT READY-TO-USE PORCELAIN STAINS



SHOFU DENTAL CORPORATION
Call for Information 800 827 4638 www.shofu.com
SAN MARCOS CALIFORNIA



UNIVERSAL FLUORESCENT READY-TO-USE PORCELAIN STAINS

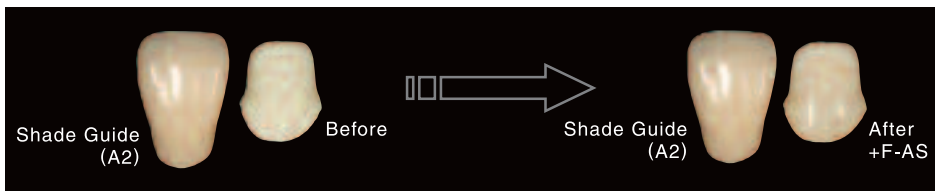
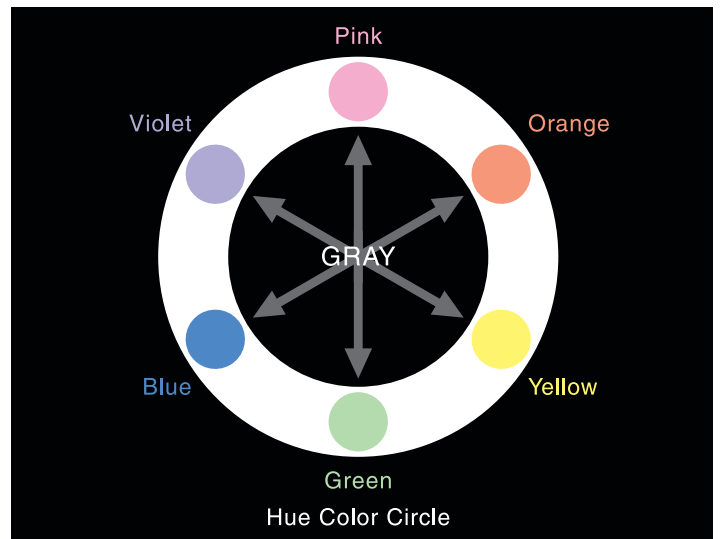
Vintage Art porcelain stains, with a micro-fine particle structure, exhibit easy application properties and extraordinary coverage.

The coloration characteristics of natural teeth and accurate reproduction techniques have been analyzed by experienced dental technicians worldwide. Based on this accumulated knowledge, the Vintage Art color concept was developed. It offers unlimited possibilities for internal and external characteristics and color adjustments of porcelain restorations.

TECHNOLOGY AND INNOVATION

This distinctive stain is C.T.E independent and can be applied on any porcelain, as well as for any substructures. The fluorescent quality creates internal and external effects on any ceramic ranging from alumina and zirconia porcelain to PFM porcelain. Extensive research has resulted in a stain that can be applied directly to any substructure to obtain three dimensional effects that seem to come from within for life-like restorations.

Clinicians will value the easy to use glaze and the natural aesthetics achieved on any CAD/CAM generated restoration. Easy handling of the Vintage Art colors due to paste-like consistency gives the clinician the freedom to customize the restoration and create added value for any in-house created CAD/CAM crowns. A, B, C and D colors make it easy to adjust any porcelain towards the correct shade.



Foundation Shade Stains: Shade adjustment of ceramic frames

Firing Schedule

● Inner Porcelain Stain

600°C (Drying time: 5~7min.)
Firing in the air
Heat rate: 50~60°C/min.

830~850°C

● Outer Porcelain Stain

600°C (Drying time: 5~7min.)
Firing in the air
Heat rate: 50~60°C/min.

850~870°C

NATURAL AESTHETICS

The aesthetic concept of Vintage Art Stains includes the classic primary colors such as yellow or blue, as well as numerous premixed intermediate colors that you can choose from depending on the natural color characteristics. They offer a variety of options for natural coloration or for necessary corrections of porcelain works. The value can be increased or decreased by adding a relative quantity of the Value colors. Five different brown colors are available for creating prominent accents in the incisal or cervical areas. By the individual accentuation of the natural effects, the porcelain restorations match the adjacent natural teeth even more perfectly.



Ceramic crown after press-molding



After color adjustment











Artificial porcelain teeth



After contouring and color adjustment

VINTAGE ART – DESIGNED TO BE WORRY-FREE!

-  highly fluorescent, ready-to-use porcelain stains for internal and external staining techniques
-  excellent application and superb coverage characteristics due to the ultra-fine particle structure
-  specific application of prominent and fine color accents in the laboratory and in the dental practice
-  colored foundation for all-ceramic frameworks or opaques with fluorescent Foundation Shade Stains
-  simple shade staining technique for pressed ceramics or CAD/CAM manufactured ceramic works in color groups A, B, C, D and R (Red-Shift)
-  aesthetic stain and glaze for metal and zirconia press over materials (e.g. Shofu Vintage Press Over and ZR Press Over)
-  logically structured color concept:
Foundation shade stains, Shade stains, Aesthetic color stains
-  firing temperature range from 830°C (internal staining) to 920°C



Conceived, developed and exclusively manufactured by Shofu, the makers of fine dental porcelain since 1922.

VINTAGE ART



BASIC COLOR SET (PN 6510)

17 colors (3g): GP, P, Y, BI, O, V, Gr, B, W, DR-Br, O-Br, K, AS, BS, CS, DS, RS
Vintage Art Stain Liquid (50mL)



REFILL 3G



EFFECT COLOR SET (PN 6511)

16 colors (3g): GP, G, BI-G, CY, Br, B-Br, MP, Mlv, RP, WR, P-O, F-AS, F-BS, F-CS, F-DS, F-RS
Vintage Art Stain Liquid (50mL)



PORCELAIN BRUSH SET (PN 6985)

6 brushes: OP-0, S-0, S-1, P-3, P-5, P-7



ZR PRESS OVER INTRO KIT (PN 8969)

6 shades (2g x 5 pellets): A1, A2, B1, W1, W3, N
5 Vintage Art (3g): GP, W, G, Y, BI
CoreMaster: KN7, WH6



PRESS OVER KIT (PN 6080)

6 shades (2g x 5 pellets): A1, A2, B1, W1, W3, N
5 Vintage Halo Paste Opaques (8g): W1O, W3O, A1, A2, B1

VINTAGE ART : COLORS AND USAGE BASIC COLORS

COLOR	IMAGE	SHADE ADJUSTMENT	CERVICAL	STAIN	INCISAL	GUM
Pink*1			<input type="checkbox"/>	<input type="checkbox"/>		<input type="checkbox"/>
Yellow*1			<input type="checkbox"/>			
Blue*1			<input type="checkbox"/>		<input type="checkbox"/>	
Orange*1			<input type="checkbox"/>	<input type="checkbox"/>		
Violet*1			<input type="checkbox"/>		<input type="checkbox"/>	<input type="checkbox"/>
Green*1			<input type="checkbox"/>			
Black			<input type="checkbox"/>	<input type="checkbox"/>		
White				<input type="checkbox"/>	<input type="checkbox"/>	
Dark Red Brown			<input type="checkbox"/>	<input type="checkbox"/>		
Orange Brown			<input type="checkbox"/>	<input type="checkbox"/>	<input type="checkbox"/>	
Khaki			<input type="checkbox"/>	<input type="checkbox"/>		
A shade*2			<input type="checkbox"/>		A1 A2 A3 A3.5 A4 rootA	
B shade*2			<input type="checkbox"/>		B1 B2 B3 B4 rootB	
C shade*2			<input type="checkbox"/>		C1 C2 C3 C4 rootC	
D shade*2			<input type="checkbox"/>		D2 D3 D4	
R shade*2			<input type="checkbox"/>		R1 R2 R3 R3.5 R4	

EFFECT COLORS

COLOR	IMAGE	SHADE ADJUSTMENT	CERVICAL	STAIN	INCISAL	GUM
Gray			<input type="checkbox"/>			<input type="checkbox"/>
Blue Gray						<input type="checkbox"/>
Corn Yellow						<input type="checkbox"/>
Brown			<input type="checkbox"/>	<input type="checkbox"/>		
Black Brown			<input type="checkbox"/>	<input type="checkbox"/>		
Mamelon Pink						<input type="checkbox"/>
Mamelon Ivory						<input type="checkbox"/>
Rose Pink			<input type="checkbox"/>			<input type="checkbox"/>
Wine Red			<input type="checkbox"/>			<input type="checkbox"/>
Pink Orange			<input type="checkbox"/>			<input type="checkbox"/>
F-A shade*2			<input type="checkbox"/>		A1 A2 A3 A3.5 A4 rootA	
F-B shade*2			<input type="checkbox"/>		B1 B2 B3 B4 rootB	
F-C shade*2			<input type="checkbox"/>		C1 C2 C3 C4 rootC	
F-D shade*2			<input type="checkbox"/>		D2 D3 D4	
F-R shade*2			<input type="checkbox"/>		R1 R2 R3 R3.5 R4	

*1 Base Stains
*2 Shade Stains



MANUFACTURER

SHOFU INC. 11 Kamitakamatsu-cho, Fukuine, Higashiyama-ku, Kyoto 605-0983, Japan

SHOFU INC. Singapore Branch 10 Science Park Road #03-12, The Alpha, Science Park II, Singapore 117684

SHOFU DENTAL CORPORATION 1225 Stone Drive, San Marcos, CA 92078-4059, USA

SHOFU DENTAL PRODUCTS LTD. Duke's Factory, Chiddingstone Causeway, Tonbridge, Kent, TN11 8 JU, UK

SHOFU DENTAL SUPPLIES (Shanghai) CO. LTD. No.645 Jiye Road, Sheshan Industry Park, Songjiang 201602, Shanghai, China

EU REPRESENTATIVE: SHOFU DENTAL GmbH Am Brüll 17, 40878 Ratingen, Germany